

Annex G1

## Calibration Certificates for Water Quality



專業化驗有限公司

QUALITY PRO TEST-CONSULT LIMITED

Unit 10, 14/F, Wah Wai Centre, 38-40 Au Pui Wan St., Fotan, Hong Kong

Email: info@qualityprotest.com; Website: www.qualityprotest.com

Tel: (852) 3956 8717; Fax: (852) 3956 3928

## REPORT OF EQUIPMENT PERFORMANCE CHECK/ CALIBRATION

Test Report No. : R-BB030068  
Date of Issue : 21 March 2022  
Page No. : 1 of 2

### PART A - CUSTOMER INFORMATION

Enovative Environmental Service Ltd.  
Flat 2207, Yu Fun House Yu Chui Court, Shatin  
New Territories (HK) Hong Kong  
Attn :

### PART B - SAMPLE INFORMATION

Name of Equipment : YSI ProDSS (Multi-Parameters)  
Manufacturer : YSI (a xylem brand)  
Serial Number : S/N: 16H104233  
Date of Received : 18 March 2022  
Date of Calibration : 18 March 2022  
Date of Next Calibration : 17 June 2022

### PART C - REFERENCE METHODS/ DOCUMENTS FOR THE CALIBRATION

Test Parameter	Reference Method
Turbidity	APHA 21e 2130B
Conductivity	APHA 21e 2510B
Dissolved oxygen	APHA 21e 4500 O
pH value	APHA 21e 4500 H+
Salinity	APHA 21e 2520B
Temperature	Section 6 of international Accreditation New Zealand Technical Guide no. 3 Second edition March 2008: Working Thermometer Calibration Procedure

### PART D - CALIBRATION RESULT

#### (1) Turbidity

EXPECTED READING ( NTU )	DISPLAY READING ( NTU )	TOLERANCE ( % )	RESULT
0	0.05	--	Satisfactory
10	10.09	0.9	Satisfactory
20	19.68	-1.6	Satisfactory
100	104.79	4.79	Satisfactory
800	793.41	-0.82	Satisfactory

Tolerance of Turbidity should be less than  $\pm 10.0$  ( % )

#### (2) Conductivity


EXPECTED READING ( MS/CM AT 25°C )	DISPLAY READING	TOLERANCE ( % )	RESULT
146.9	149.71	1.91	Satisfactory
1412	1471	4.18	Satisfactory
12890	12690	-1.55	Satisfactory
58670	57736	-1.59	Satisfactory
111900	110653	-1.11	Satisfactory

Tolerance of Conductivity should be less than  $\pm 10.0$  ( % )

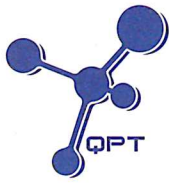
#### (3) Dissolved oxygen

--- CONTINUED ON NEXT PAGE ---

AUTHORIZED  
SIGNATORY:

  
LEE Chun-ning

Assistant Manager (Chemical Testing)



## REPORT OF EQUIPMENT PERFORMANCE CHECK/ CALIBRATION

**Test Report No.** : R-BB030068  
**Date of Issue** : 21 March 2022  
**Page No.** : 2 of 2

EXPECTED READING (MG/L)	DISPLAY READING (MG/L)	TOLERANCE (MG/L)	RESULT
8.08	8.23	0.15	Satisfactory
4.8	4.92	0.12	Satisfactory
1.8	1.81	0.01	Satisfactory
0.08	0.33	0.25	Satisfactory

Tolerance of Dissolved oxygen should be less than  $\pm 0.5$  (mg/L)

### (4) pH value

TARGET (PH UNIT)	DISPLAY READING (PH UNIT)	TOLERANCE	RESULT
4.00	4.09	0.09	Satisfactory
7.42	7.49	0.07	Satisfactory
10.01	9.87	-0.14	Satisfactory

Tolerance of pH value should be less than  $\pm 0.2$  (pH unit)

### (5) Salinity

EXPECTED READING (G/L)	DISPLAY READING (G/L)	TOLERANCE (%)	RESULT
10	9.9	-1.00	Satisfactory
20	19.83	-0.85	Satisfactory
30	30.33	1.10	Satisfactory

Tolerance of Salinity should be less than  $\pm 10.0$  (%)

### (6) Temperature

READING OF REF. THERMOMETER (°C)	DISPLAY READING (°C)	TOLERANCE (°C)	RESULT
10	10	0	Satisfactory
20	20	0	Satisfactory
48	48	0	Satisfactory

Tolerance of Temperature should be less than  $\pm 2.0$  (°C)

### Remark(s)

- The "Date of Next Calibration" is recommended according to best practice principals as practiced by QPT or quoted form relevant international standards.
- The results relate only to the calibrated equipment as received
- The performance of the equipment stated in this report is checked with independent reference material and results compared against a calibrated secondary source.
- "Displayed Reading" denotes the figure shown on item under calibration/ checking regardless of equipment precision or significant figures.
- The "Tolerance Limit" mentioned is the acceptance criteria applicable for similar equipment used by Quality Pro Test-Consult Ltd. or quoted form relevant international standards.

--- END OF REPORT ---



專業化驗有限公司

QUALITY PRO TEST-CONSULT LIMITED

Unit 10, 14/F, Wah Wai Centre, 38-40 Au Pui Wan St., Fotan, Hong Kong

Email: info@qualityprotest.com; Website: www.qualityprotest.com

Tel: (852) 3956 8717; Fax: (852) 3956 3928

## REPORT OF EQUIPMENT PERFORMANCE CHECK/ CALIBRATION

Test Report No. : R-BB030069  
Date of Issue : 21 March 2022  
Page No. : 1 of 2

### PART A - CUSTOMER INFORMATION

Enovative Environmental Service Ltd.  
Flat 2207, Yu Fun House Yu Chui Court, Shatin  
New Territories (HK) Hong Kong  
Attn :

### PART B - SAMPLE INFORMATION

Name of Equipment : YSI ProDSS (Multi-Parameters)  
Manufacturer : YSI (a xylem brand)  
Serial Number : S/N: 16H104234  
Date of Received : 18 March 2022  
Date of Calibration : 18 March 2022  
Date of Next Calibration : 17 June 2022

### PART C - REFERENCE METHODS/ DOCUMENTS FOR THE CALIBRATION

<u>Test Parameter</u>	<u>Reference Method</u>
Turbidity	APHA 21e 2130B
Conductivity	APHA 21e 2510B
Dissolved oxygen	APHA 21e 4500 O
pH value	APHA 21e 4500 H+
Salinity	APHA 21e 2520B
Temperature	Section 6 of international Accreditation New Zealand Technical Guide no. 3 Second edition March 2008: Working Thermometer Calibration Procedure

### PART D - CALIBRATION RESULT

#### (1) Turbidity

EXPECTED READING ( NTU )	DISPLAY READING ( NTU )	TOLERANCE ( % )	RESULT
0	0.05	--	Satisfactory
10	10.20	2.0	Satisfactory
20	19.77	-1.2	Satisfactory
100	104.21	4.2	Satisfactory
800	792.60	-0.9	Satisfactory

Tolerance of Turbidity should be less than  $\pm 10.0$  ( % )

#### (2) Conductivity


EXPECTED READING ( MS/CM AT 25°C )	DISPLAY READING	TOLERANCE ( % )	RESULT
146.9	152.1	3.54	Satisfactory
1412	1472	4.25	Satisfactory
12890	12618	-2.11	Satisfactory
58670	57412	-2.14	Satisfactory
111900	110616	-1.15	Satisfactory

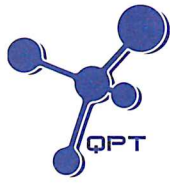
Tolerance of Conductivity should be less than  $\pm 10.0$  ( % )

#### (3) Dissolved oxygen

--- CONTINUED ON NEXT PAGE ---

AUTHORIZED  
SIGNATORY:

  
LEE Chun-ning  
Assistant Manager (Chemical Testing)



專業化驗有限公司

QUALITY PRO TEST-CONSULT LIMITED

Unit 10, 14/F, Wah Wai Centre, 38-40 Au Pui Wan St., Fotan, Hong Kong

Email: info@qualityprotest.com; Website: www.qualityprotest.com

Tel: (852) 3956 8717; Fax: (852) 3956 3928

## REPORT OF EQUIPMENT PERFORMANCE CHECK/ CALIBRATION

Test Report No. : R-BB030069

Date of Issue : 21 March 2022

Page No. : 2 of 2

EXPECTED READING ( MG/L )	DISPLAY READING ( MG/L )	TOLERANCE ( MG/L )	RESULT
8.08	8.25	0.17	Satisfactory
4.8	5.00	0.20	Satisfactory
1.8	1.74	-0.06	Satisfactory
0.08	0.5	0.42	Satisfactory

Tolerance of Dissolved oxygen should be less than  $\pm 0.5$  ( mg/L )

### (4) pH value

TARGET ( PH UNIT )	DISPLAY READING ( PH UNIT )	TOLERANCE	RESULT
4.00	4.08	0.08	Satisfactory
7.42	7.47	0.05	Satisfactory
10.01	9.90	-0.11	Satisfactory

Tolerance of pH value should be less than  $\pm 0.2$  ( pH unit )

### (5) Salinity

EXPECTED READING ( G/L )	DISPLAY READING ( G/L )	TOLERANCE ( % )	RESULT
10	9.93	-0.70	Satisfactory
20	19.81	-0.95	Satisfactory
30	30.12	0.40	Satisfactory

Tolerance of Salinity should be less than  $\pm 10.0$  ( % )

### (6) Temperature

READING OF REF. THERMOMETER ( °C )	DISPLAY READING ( °C )	TOLERANCE ( °C )	RESULT
10	10	0	Satisfactory
20	20	0	Satisfactory
48	48	0	Satisfactory

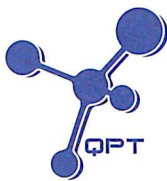
Tolerance of Temperature should be less than  $\pm 2.0$  ( °C )

### Remark(s)

- The "Date of Next Calibration" is recommended according to best practice principals as practiced by QPT or quoted form relevant international standards.
- The results relate only to the calibrated equipment as received
- The performance of the equipment stated in this report is checked with independent reference material and results compared against a calibrated secondary source.
- "Displayed Reading" denotes the figure shown on item under calibration/ checking regardless of equipment precision or significant figures.
- The "Tolerance Limit" mentioned is the acceptance criteria applicable for similar equipment used by Quality Pro Test-Consult Ltd. or quoted form relevant international standards.

--- END OF REPORT ---





專業化驗有限公司

QUALITY PRO TEST-CONSULT LIMITED

Unit 10, 14/F, Wah Wai Centre, 38-40 Au Pui Wan St., Fotan, Hong Kong

Email: info@qualityprotest.com; Website: www.qualityprotest.com

Tel: (852) 3956 8717; Fax: (852) 3956 3928

## REPORT OF EQUIPMENT PERFORMANCE CHECK/ CALIBRATION

Test Report No. : R-BA120147  
 Date of Issue : 30 December 2021  
 Page No. : 1 of 2

### PART A - CUSTOMER INFORMATION

Enovative Environmental Service Ltd.  
 Flat 2207, Yu Fun House Yu Chui Court, Shatin  
 New Territories (HK) Hong Kong  
 Attn :

### PART B - SAMPLE INFORMATION

Name of Equipment : YSI ProDSS (Multi-Parameters)  
 Manufacturer : YSI (a xylem brand)  
 Serial Number : 17E100747  
 Date of Received : 24 December 2021  
 Date of Calibration : 24 December 2021  
 Date of Next Calibration : 23 March 2022

### PART C - REFERENCE METHODS/ DOCUMENTS FOR THE CALIBRATION

Test Parameter	Reference Method
Turbidity	APHA 21e 2130B
Conductivity	APHA 21e 2510B
Dissolved oxygen	APHA 21e 4500 O
pH value	APHA 21e 4500 H+
Salinity	APHA 21e 2520B
Temperature	Section 6 of international Accreditation New Zealand Technical Guide no. 3 Second edition March 2008: Working Thermometer Calibration Procedure

### PART D - CALIBRATION RESULT

#### (1) Turbidity

EXPECTED READING (NTU)	DISPLAY READING (NTU)	TOLERANCE (%)	RESULT
0	0.10	--	Satisfactory
10	9.88	-1.2	Satisfactory
20	19.79	-1.1	Satisfactory
100	100.26	0.3	Satisfactory
800	808.37	1.0	Satisfactory

Tolerance of Turbidity should be less than  $\pm 10.0$  (%)


#### (2) Conductivity

EXPECTED READING (MS/CM AT 25°C)	DISPLAY READING (MS/CM AT 25°C)	TOLERANCE (%)	RESULT
146.9	151.2	2.92	Satisfactory
1412	1348	-4.53	Satisfactory
12890	12591	-2.32	Satisfactory
58670	57734	-1.60	Satisfactory
111900	111592	-0.28	Satisfactory

Tolerance of Conductivity should be less than  $\pm 10.0$  (%)

--- CONTINUED ON NEXT PAGE ---

AUTHORIZED  
SIGNATORY:



LEE Chun-ning

Assistant Manager (Chemical Testing)



專業化驗有限公司

QUALITY PRO TEST-CONSULT LIMITED

Unit 10, 14/F, Wah Wai Centre, 38-40 Au Pui Wan St., Fotan, Hong Kong

Email: info@qualityprotest.com; Website: www.qualityprotest.com

Tel: (852) 3956 8717; Fax: (852) 3956 3928

## REPORT OF EQUIPMENT PERFORMANCE CHECK/ CALIBRATION

Test Report No. : R-BA120147

Date of Issue : 30 December 2021

Page No. : 2 of 2

### (3) Dissolved oxygen

EXPECTED READING ( MG/L )	DISPLAY READING ( MG/L )	TOLERANCE ( MG/L )	RESULT
7.65	7.76	0.11	Satisfactory
6.09	6.17	0.08	Satisfactory
3.20	3.28	0.08	Satisfactory
0.78	0.56	-0.22	Satisfactory

Tolerance of Dissolved oxygen should be less than  $\pm 0.5$  ( mg/L )

### (4) pH value

TARGET ( PH UNIT )	DISPLAY READING ( PH UNIT )	TOLERANCE	RESULT
4.00	4.04	0.04	Satisfactory
7.42	7.46	0.04	Satisfactory
10.01	10.13	0.12	Satisfactory

Tolerance of pH value should be less than  $\pm 0.2$  ( pH unit )

### (5) Salinity

EXPECTED READING ( G/L )	DISPLAY READING ( G/L )	TOLERANCE ( % )	RESULT
10	9.93	-0.70	Satisfactory
20	19.89	-0.55	Satisfactory
30	30.20	0.67	Satisfactory

Tolerance of Salinity should be less than  $\pm 0.0$  ( % )

### (6) Temperature

READING OF REF. THERMOMETER ( °C )	DISPLAY READING ( °C )	TOLERANCE ( °C )	RESULT
10	9.9	-0.1	Satisfactory
20	20.0	0.0	Satisfactory
40	40.0	0.0	Satisfactory

Tolerance of Temperature should be less than  $\pm 2.0$  ( °C )

### Remark(s)

- The "Date of Next Calibration" is recommended according to best practice principals as practiced by QPT or quoted form relevant international standards.
- The results relate only to the calibrated equipment as received
- The performance of the equipment stated is checked with independent reference material and results compared against a calibrated secondary source.
- "Displayed Reading" denotes the figure shown on item under calibration/ checking regardless of equipment precision or significant figures.
- The "Tolerance Limit" mentioned is the acceptance criteria applicable for similar equipment used by Quality Pro Test-Consult Ltd. or quoted form relevant international standards.

--- END OF REPORT ---